

Peso Moderate Fund

Objective

The Peso Moderate Fund aims to achieve capital appreciation over the medium term by investing primarily in equities and in some fixed income securities.

Client Suitability

This Fund is suitable for individuals willing to accept moderate risk for their investment in exchange for moderate growth. Generally, these individuals are willing to accept some losses on capital as long as the expected return over the medium to long-term is significantly higher.

Fund Manager

The Peso Moderate Fund is managed by the Trust and Investments Group of BDO Unibank, Inc. (BDO), which is the financial services flagship of the SM Group of Companies, one of the most successful conglomerates spanning retail, mall operations, property, banking, hotels, convention and leisure facilities.

Today, BDO is multi-awarded by various leading financial institutions, which include Finance Asia, Alpha Southeast Asia, The Banker, The Asset, Asia Money, and the Asia CEO Awards.

FUND INFORMATION

Inception Date:	July 1, 2013
Fund Manager:	BDO Trust & Investments Group
Currency:	Philippine Peso (PHP)
Valuation Schedule¹:	Daily
Net Asset Value Per Unit (NAVPU):	0.98600
Lowest NAVPU (Mar. 19, 2020)	0.81570
Highest NAVPU (Jun. 07, 2017)	1.34890
Year to Date Return:	-4.64%
Return Since Inception (from Jul. 1, 2013)	-1.40%
Year on Year Return:	-2.51%

¹The NAVPU of the Fund is computed daily beginning January 2014.

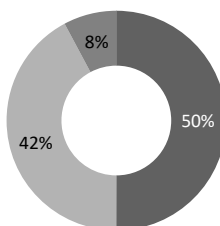
Peso Moderate Fund NAVPU



PORTFOLIO COMPOSITION

- Stocks
- Gov't Securities
- Cash and Cash Equivalents

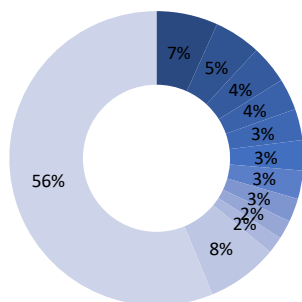
PORTFOLIO MIX



PORTFOLIO LIMITS

Fixed Income: 20% to 60%
Listed Equities: 40% to 80%

TOP HOLDINGS



- SM INVESTMENTS CORPORATION
- SM PRIME HOLDINGS, INC.
- BDO UNIBANK, INC.
- AYALA LAND, INC.
- INT'L CONTAINER TERMINAL SERVICES, INC.
- AYALA CORPORATION
- BANK OF THE PHILIPPINE ISLANDS
- PLDT
- UNIVERSAL ROBINA CORPORATION
- METROPOLITAN BANK & TRUST COMPANY
- Short Term Deposits
- Others

This is not a deposit product. Earnings are not assured and principal amount invested is exposed to risk of loss. This product cannot be sold to you unless its benefits and risks have been thoroughly explained. If you do not understand this product, do not purchase or invest in it.

Peso Aggressive Fund

Objective

The Peso Aggressive Fund seeks capital growth over the medium to long-term by investing in a selection of exchange-listed equities.

Client Suitability

This Fund is suitable for individuals willing to accept high risk and volatility for their investment in expectation of higher growth potential. In the same light, these individuals are prepared to accept losses on their capital in order to maximize returns over the medium to long-term.

Fund Manager

The Peso Aggressive Fund is managed by the Trust and Investments Group of BDO Unibank, Inc. (BDO), which is the financial services flagship of the SM Group of Companies, one of the most successful conglomerates spanning retail, mall operations, property, banking, hotels, convention and leisure facilities.

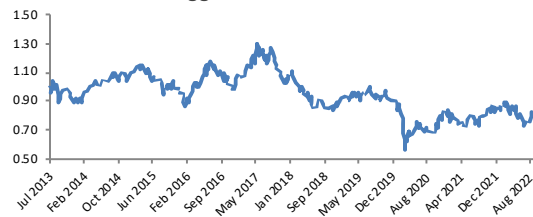
Today, BDO is multi-awarded by various leading financial institutions, which include Finance Asia, Alpha Southeast Asia, The Banker, The Asset, Asia Money, and the Asia CEO Awards.

FUND INFORMATION

Inception Date:	July 1, 2013
Fund Manager:	BDO Trust & Investments Group
Currency:	Philippine Peso (PHP)
Valuation Schedule¹:	Daily
Net Asset Value Per Unit (NAVPU):	0.79080
Lowest NAVPU (Mar. 19, 2020)	0.56500
Highest NAVPU (Jun. 07, 2017)	1.29530
Year to Date Return:	-6.36%
Return Since Inception (from Jul. 1, 2013)	-20.92%
Year on Year Return:	-1.31%

¹The NAVPU of the Fund is computed daily beginning January 2014.

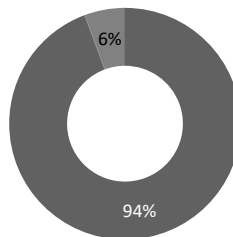
Peso Aggressive Fund NAVPU



PORTFOLIO COMPOSITION

- Stocks
- Cash and Cash Equivalents

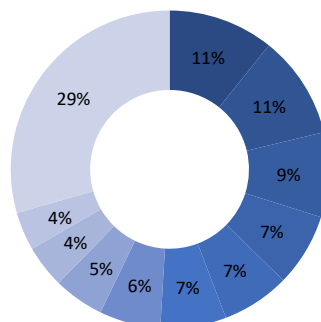
PORTFOLIO MIX



PORTFOLIO LIMITS

Fixed Income: 0% to 40%
Listed Equities: 60% to 100%

TOP 10 EQUITY HOLDINGS



- SM INVESTMENTS CORPORATION
- SM PRIME HOLDINGS, INC.
- BDO UNIBANK, INC.
- AYALA LAND, INC.
- INT'L CONTAINER TERMINAL SERVICES, INC.
- AYALA CORPORATION
- BANK OF THE PHILIPPINE ISLANDS
- PLDT
- UNIVERSAL ROBINA CORPORATION
- METROPOLITAN BANK & TRUST COMPANY
- Other Equities

This is not a deposit product. Earnings are not assured and principal amount invested is exposed to risk of loss. This product cannot be sold to you unless its benefits and risks have been thoroughly explained. If you do not understand this product, do not purchase or invest in it.

Peso Equity Index Fund

Objective

The Peso Equity Index Fund aims to provide a professionally managed portfolio seeking primarily capital growth over the medium to long-term by investing in stocks of companies comprising the Philippine Stock Exchange Composite Index (PSEI)

Client Suitability

This Fund is suitable for individuals willing to accept high risk and volatility for their investment in expectation of higher growth potential. In the same light, these individuals are prepared to accept losses on their capital in order to maximize returns over the medium to long-term.

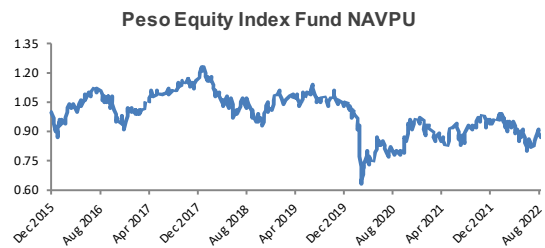
Fund Manager

The Peso Equity Index Fund is managed by the Trust and Investments Group of BDO Unibank, Inc. (BDO), which is the financial services flagship of the SM Group of Companies, one of the most successful conglomerates spanning retail, mall operations, property, banking, hotels, convention and leisure facilities.

Today, BDO is multi-awarded by various leading financial institutions, which include Finance Asia, Alpha Southeast Asia, The Banker, The Asset, Asia Money, and the Asia CEO Awards.

FUND INFORMATION

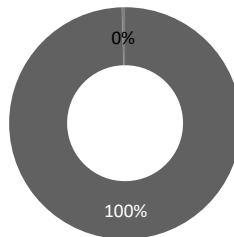
Inception Date:	January 4, 2016
Fund Manager:	BDO Trust & Investments Group
Currency:	Philippine Peso (PHP)
Valuation Schedule:	Daily
Net Asset Value Per Unit (NAVPU):	0.87350
Lowest NAVPU (Mar. 19, 2020)	0.63300
Highest NAVPU (Jan. 29, 2018)	1.24080
Year to Date Return:	-7.52%
Return Since Inception (from Jan. 4, 2016)	-12.65%
Year on Year Return:	-4.43%



PORTFOLIO COMPOSITION

- Stocks
- Cash and Cash Equivalents

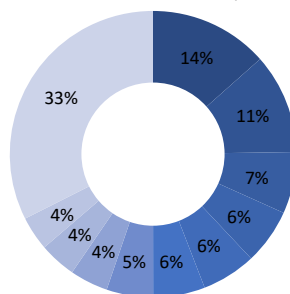
PORTFOLIO MIX



PORTFOLIO LIMITS

Fixed Income: 0% to 40%
Listed Equities: 60% to 100%

TOP 10 EQUITY HOLDINGS



- SM INVESTMENTS CORPORATION
- SM PRIME HOLDINGS, INC.
- BDO UNIBANK, INC.
- AYALA LAND, INC.
- AYALA CORPORATION
- BANK OF THE PHILIPPINE ISLANDS
- INT'L CONTAINER TERMINAL SERVICES, INC.
- JG SUMMIT HOLDINGS, INC.
- ABOITIZ EQUITY VENTURES, INC.
- PLDT
- Other Equities

This is not a deposit product. Earnings are not assured and principal amount invested is exposed to risk of loss. This product cannot be sold to you unless its benefits and risks have been thoroughly explained. If you do not understand this product, do not purchase or invest in it.

Peso Dragon Equity Fund

Objective

The Dragon Equity Fund aims to provide a professionally managed portfolio seeking primarily capital growth over the medium to long-term by investing in equities of companies such as but not limited to those owned and/or controlled by Chinese-Filipino businessmen listed in the Philippine Stock Exchange.

Client Suitability

This Fund is suitable for individuals willing to accept high risk and volatility for their investment in expectation of higher growth potential. In the same light, these individuals are prepared to accept losses on their capital in order to maximize returns over the medium to long-term.

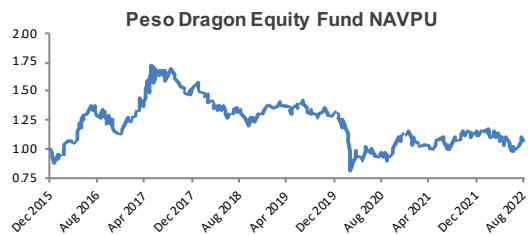
Fund Manager

The Dragon Equity Fund is managed by the Trust and Investments Group of BDO Unibank, Inc. (BDO), which is the financial services flagship of the SM Group of Companies, one of the most successful conglomerates spanning retail, mall operations, property, banking, hotels, convention and leisure facilities.

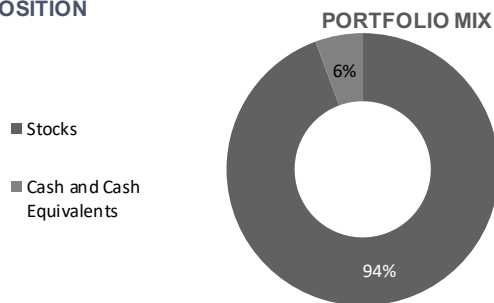
Today, BDO is multi-awarded by various leading financial institutions, which include Finance Asia, Alpha Southeast Asia, The Banker, The Asset, Asia Money, and the Asia CEO Awards.

FUND INFORMATION

Inception Date:	January 4, 2016
Fund Manager:	BDO Trust & Investments Group
Currency:	Philippine Peso (PHP)
Valuation Schedule:	Daily
Net Asset Value Per Unit (NAVPU):	1.06090
Lowest NAVPU (Mar. 19, 2020)	0.81540
Highest NAVPU (Jun. 01, 2017)	1.72170
Year to Date Return:	-6.12%
Return Since Inception (from Jan. 4, 2016)	6.09%
Year on Year Return:	-1.62%



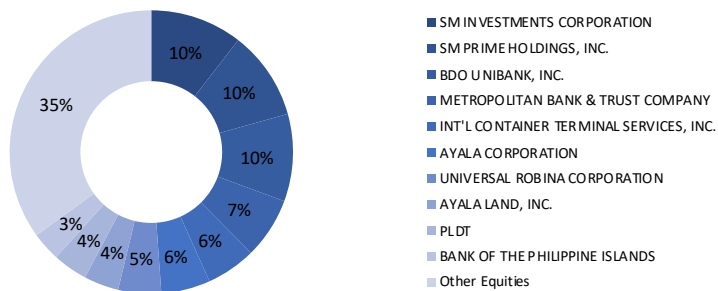
PORTFOLIO COMPOSITION



PORTFOLIO LIMITS

Fixed Income: 0% to 40%
Listed Equities: 60% to 100%

TOP 10 EQUITY HOLDINGS



This is not a deposit product. Earnings are not assured and principal amount invested is exposed to risk of loss. This product cannot be sold to you unless its benefits and risks have been thoroughly explained. If you do not understand this product, do not purchase or invest in it.

Peso Conservative Fund

Objective

The Peso Conservative Fund aims for a high level of income with preservation of principal and maintenance of liquidity by investing in a combination of short-term and long-term fixed income securities.

Client Suitability

This Fund is suitable for individuals who prefer low risk and volatility and are willing to accept lower growth. Generally, these individuals are willing to accept some short-term fluctuations if the expected return on the investment is higher over the medium to long-term.

Fund Manager

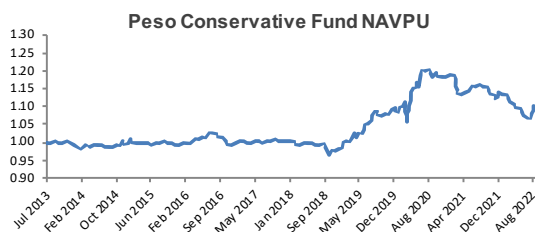
The Peso Conservative Fund is managed by the Trust and Investments Group of BDO Unibank, Inc. (BDO), which is the financial services flagship of the SM Group of Companies, one of the most successful conglomerates spanning retail, mall operations, property, banking, hotels, convention and leisure facilities.

Today, BDO is multi-awarded by various leading financial institutions, which include Finance Asia, Alpha Southeast Asia, The Banker, The Asset, Asia Money, and the Asia CEO Awards.

FUND INFORMATION

Inception Date:	July 1, 2013
Fund Manager:	BDO Trust & Investments Group
Currency:	Philippine Peso (PHP)
Valuation Schedule¹:	Daily
Net Asset Value Per Unit (NAVPU):	1.09640
Lowest NAVPU (Oct. 18, 2018)	0.96610
Highest NAVPU (Aug. 19, 2020)	1.20970
Year to Date Return:	-3.34%
Return Since Inception (from Jul. 1, 2013)	9.64%
Year on Year Return:	-5.37%

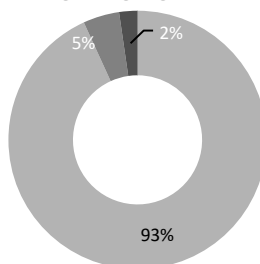
¹The NAVPU of the Fund is computed daily beginning January 2014.



PORTFOLIO COMPOSITION

- Gov't Securities
- Cash and Cash Equivalents
- Corporate Bonds

PORTFOLIO MIX



PORTFOLIO LIMITS

Fixed Income: 100%
Listed Equities: 0%

TOP 10 HOLDINGS

ISSUE	MATURITY	% OF PORTFOLIO
FXTN	3/22/28	6%
FXTN	12/16/35	6%
FXTN	7/22/31	5%
FXTN	10/17/24	5%
FXTN	5/4/27	5%
RETAIL TREAS. BOND	3/7/28	5%
UITF	-	5%
FXTN	9/9/25	4%
RETAIL TREAS. BOND	3/4/27	4%
FXTN	2/14/26	4%

This is not a deposit product. Earnings are not assured and principal amount invested is exposed to risk of loss. This product cannot be sold to you unless its benefits and risks have been thoroughly explained. If you do not understand this product, do not purchase or invest in it.

Dollar Conservative Fund

Objective

The Dollar Conservative Fund aims for capital preservation and income generation from higher yielding short to medium-term bond investments and other similar fixed income securities with a portfolio weighted average life of more than one (1) year.

Client Suitability

This Fund is suitable for individuals who prefer low risk and volatility and are willing to accept lower growth. Generally, these individuals are willing to accept some short-term fluctuations if the expected return on the investment is higher over the medium to long-term.

Fund Manager

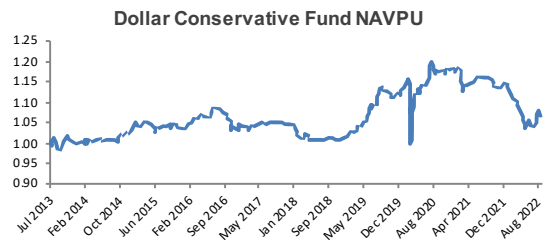
The Dollar Conservative Fund is managed by the Trust and Investments Group of BDO Unibank, Inc. (BDO), which is the financial services flagship of the SM Group of Companies, one of the most successful conglomerates spanning retail, mall operations, property, banking, hotels, convention and leisure facilities.

Today, BDO is multi-awarded by various leading financial institutions, which include Finance Asia, Alpha Southeast Asia, The Banker, The Asset, Asia Money, and the Asia CEO Awards.

FUND INFORMATION

Inception Date:	July 1, 2013
Fund Manager:	BDO Trust & Investments Group
Currency:	US Dollar (USD)
Valuation Schedule¹:	Daily
Net Asset Value Per Unit (NAVPU):	1.06470
Lowest NAVPU (Sep. 04, 2013)	0.98420
Highest NAVPU (Aug. 11, 2020)	1.19870
Year to Date Return:	-7.04%
Return Since Inception (from Jul. 1, 2013)	6.47%
Year on Year Return:	-8.06%

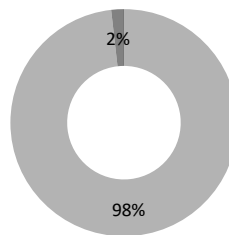
¹The NAVPU of the Fund is computed daily beginning January 2014.



PORTFOLIO COMPOSITION

- Gov't Securities
- Cash and Cash Equivalents

PORTFOLIO MIX



PORTFOLIO LIMITS

Fixed Income: 100%
Listed Equities: 0%

HOLDINGS

ISSUE	MATURITY	% OF PORTFOLIO
ROP	2/1/2028	39%
ROP	2/2/2030	24%
ROP	3/30/2026	23%
ROP	1/14/2029	13%
DEPOSIT	9/1/2022	2%

This is not a deposit product. Earnings are not assured and principal amount invested is exposed to risk of loss. This product cannot be sold to you unless its benefits and risks have been thoroughly explained. If you do not understand this product, do not purchase or invest in it.

Dollar Diversity Balanced Fund

Objective

The Dollar Diversity Balanced Fund aims to provide a diversified return from capital appreciation and income by investing in a mix of global equity funds, US Dollar denominated fixed income funds and US Dollar fixed income instruments

Client Suitability

This fund is suitable for individuals willing to accept moderate risk for their investment in exchange for moderate growth. Generally, these individuals are willing to accept possible loss on capital as long as the expected return over the medium to long term is significantly higher.

Fund Manager

The Dollar Diversity Balanced Fund is managed by the Trust and Investments Group of BDO Unibank, Inc. (BDO), which is the financial services flagship of the SM Group of Companies, one of the most successful conglomerates spanning retail, mall operations, property, banking, hotels, convention and leisure facilities.

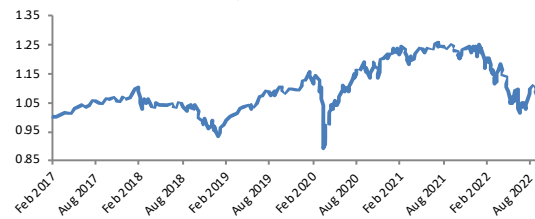
Today, BDO is multi-awarded by various leading financial institutions, which include Finance Asia, Alpha Southeast Asia, The Banker, The Asset, Asia Money, and the Asia CEO Awards.

FUND INFORMATION

Inception Date:	February 2, 2017
Fund Manager:	BDO Trust & Investments Group
Currency:	US Dollar (USD)
Valuation Schedule¹:	Daily
Net Asset Value Per Unit (NAVPU):	1.07220
Lowest NAVPU (Mar. 19, 2020)	0.89190
Highest NAVPU (Jul. 14, 2021)	1.25540
Year to Date Return:	-14.58%
Return Since Inception (from Feb. 2, 2017)	7.22%
Year on Year Return:	-13.76%

¹The NAVPU of the Fund is computed daily beginning February 2017.

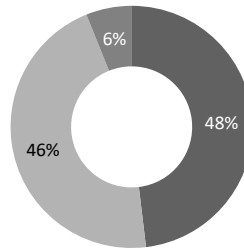
Dollar Diversity Balanced Fund NAVPU



PORTFOLIO COMPOSITION

PORTFOLIO MIX

- Offshore Funds
- Gov't Securities
- Cash and Cash Equivalents



PORTFOLIO LIMITS

Fixed Income: 40% to 60%
Offshore Funds: 40% to 60%

HOLDINGS	% of Portfolio
iShares MSCI ACWI UCITS ETF	34%
iShares Core S&P 500 UCITS ETF	14%
ROP 30	14%
ROP 29	11%
ROP 28	10%
ROP 26	10%
Time Deposits and Cash Equivalents	8%

This is not a deposit product. Earnings are not assured and principal amount invested is exposed to risk of loss. This product cannot be sold to you unless its benefits and risks have been thoroughly explained. If you do not understand this product, do not purchase or invest in it.

Dollar Diversity Growth Fund

Objective

The Dollar Diversity Growth Fund aims to provide a diversified return from capital appreciation and income by investing in a mix of foreign equities through global funds or exchange traded funds.

Client Suitability

This fund is suitable for individuals willing to accept high risk and volatility for their investment in expectation of higher growth potential. In the same light, these individuals are prepared for probable losses on their capital in order to maximize returns over the medium to long-term.

Fund Manager

The Dollar Diversity Growth Fund is managed by the Trust and Investments Group of BDO Unibank, Inc. (BDO), which is the financial services flagship of the SM Group of Companies, one of the most successful conglomerates spanning retail, mall operations, property, banking, hotels, convention and leisure facilities.

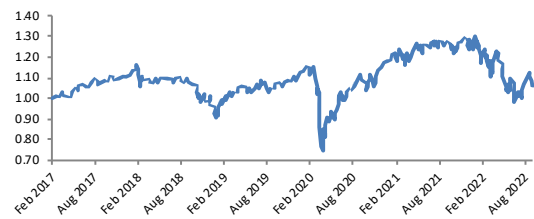
Today, BDO is multi-awarded by various leading financial institutions, which include Finance Asia, Alpha Southeast Asia, The Banker, The Asset, Asia Money, and the Asia CEO Awards.

FUND INFORMATION

Inception Date:	February 2, 2017
Fund Manager:	BDO Trust & Investments Group
Currency:	US Dollar (USD)
Valuation Schedule¹:	Daily
Net Asset Value Per Unit (NAVPU):	1.05470
Lowest NAVPU (Mar. 24, 2020)	0.74780
Highest NAVPU (Dec. 31, 2021)	1.29960
Year to Date Return:	-18.84%
Return Since Inception (from Feb. 2, 2017)	5.47%
Year on Year Return:	-16.80%

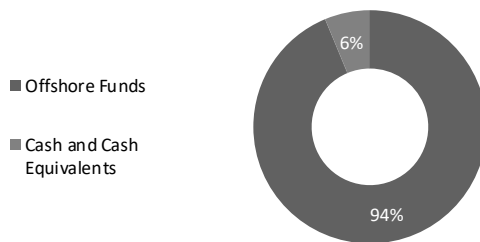
¹The NAVPU of the Fund is computed daily beginning February 2017.

Dollar Diversity Growth Fund NAVPU



PORTFOLIO COMPOSITION

PORTFOLIO MIX



PORTFOLIO LIMITS

Time Deposits and Money Markets: 0% to 20%
Offshore Funds: 80% to 100%

HOLDINGS	% of Portfolio
iShares MSCI ACWI UCITS ETF	71%
iShares Core S&P 500 UCITS ETF	23%
Time Deposits and Cash Equivalents	6%

This is not a deposit product. Earnings are not assured and principal amount invested is exposed to risk of loss. This product cannot be sold to you unless its benefits and risks have been thoroughly explained. If you do not understand this product, do not purchase or invest in it.

RISK DISCLOSURE

Disclosure Statement

This document has been prepared by BDO Life Assurance Company, Inc. for information purposes only. This document is provided solely to you and may be legally privileged and/or confidential.

This material shall not constitute a commitment nor a solicitation/offer to sell. It does not intend to be the basis for your investment decision and/or action.

Data on past performance presented in the document/s is not an indication of future performance. Assumptions and calculations were presented as of the date indicated and are subject to change.

Accordingly you must independently assess the appropriateness of the product and the underlying funds before investing based on the potential advantages and the associated risks.

The value of any investment may fluctuate as a result of market changes. The various funds have different degrees of risk depending on the portfolio exposure and the investment strategy. As the underlying funds fluctuate in value, the policyholder may not get back the full amount he invested. For funds with higher volatility, the possibility of total loss is higher as the value of the investment may fall significantly in a short period of time.