

# iShares Emerging Markets Equity Index Fund (LU)

**Class D2 U.S. Dollar**

**BlackRock Global Index Funds**

**October 2024**

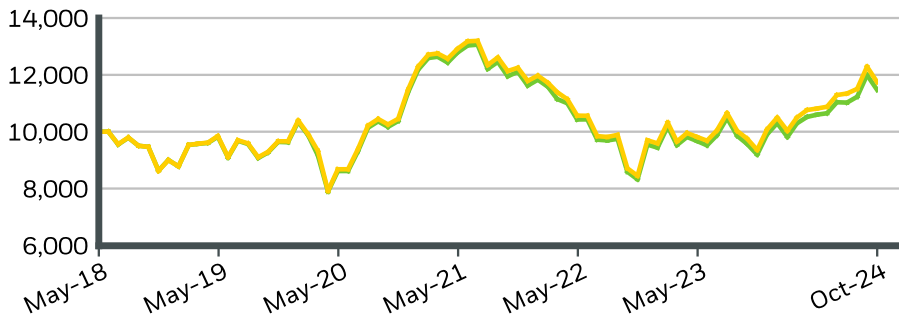
**Performance, Portfolio Breakdowns and Net Assets information as at: 31-Oct-2024.**

FOR PROFESSIONAL/INSTITUTIONAL INVESTORS AND SEA PROFESSIONAL INTERMEDIARIES ONLY – NOT FOR PUBLIC DISTRIBUTION, UNLESS OTHERWISE PERMITTED BY LAWS OR REGULATOR (PLEASE READ IMPORTANT DISCLOSURES)

## FUND OVERVIEW

The Fund aims to achieve a return on your investment, through a combination of capital growth and income on the Fund's assets, which reflects the return of the MSCI Emerging Markets Index, the Fund's benchmark index. The Fund invests as far as possible and practicable in equity securities that make up the Fund's benchmark index.

## GROWTH OF HYPOTHETICAL 10,000 USD SINCE INCEPTION



Share Class ■

Benchmark ■

The figures shown relate to past performance. Past performance is not a reliable indicator of current or future results. The performance shown is hypothetical and strictly for illustrative purposes only.

## CUMULATIVE & ANNUALISED PERFORMANCE

	CUMULATIVE (%)					ANNUALISED (% p.a.)		
	1m	3m	6m	YTD	1y	3y	5y	S.I.
<b>Share Class</b>	-4.39	4.03	8.21	11.32	24.72	-1.79	3.53	1.76
<b>Benchmark</b>	-4.46	3.48	8.56	11.86	25.44	-1.41	3.97	1.41

## CALENDAR YEAR PERFORMANCE

	2019	2020	2021	2022	2023
<b>Share Class</b>	17.87	17.73	-2.91	-20.21	9.16
<b>Benchmark</b>	18.35	18.27	-2.62	-19.91	9.46

The figures shown relate to past performance. Past performance is not a reliable indicator of current or future performance and should not be the sole factor of consideration when selecting a product or strategy. Share Class and Benchmark performance displayed in USD, hedged share class benchmark performance is displayed in USD. Performance is shown on a Net Asset Value (NAV) basis, with gross income reinvested where applicable. The return of your investment may increase or decrease as a result of currency fluctuations if your investment is made in a currency other than that used in the past performance calculation. **Source:** BlackRock

## RATINGS



## KEY FACTS

**Asset Class :** Equity

**Benchmark :** MSCI Emerging Markets Index (custom) (USD)

**Fund Inception Date :** 16-Nov-2012

**Share Class Inception Date :** 02-May-2018

**Share Class Currency :** USD

**Fund Size (mil) :** 258.79 USD

**Morningstar Category :** Global Emerging Markets Equity

**ISIN :** LU1811364212

**Bloomberg Ticker :** BGMED2U

**Analyst-Driven %<sup>i</sup> :** 100.00%

**Data Coverage %<sup>i</sup> :** 100.00%

## FEES AND CHARGES

**Annual Management Fee :** 0.20%

**Entry Fee :** 5.00%

## PORTFOLIO CHARACTERISTICS

**Standard Deviation (3y) :** 17.76

**Price to Book Ratio :** 1.51x

**Price to Earnings Ratio :** 15.98x

**3y Beta :** 1.00

**Number of Holdings :** 1,241

## PORTFOLIO MANAGER(S)

Dharma Laloobhai

# iShares Emerging Markets Equity Index Fund (LU)



**Class D2 U.S. Dollar**

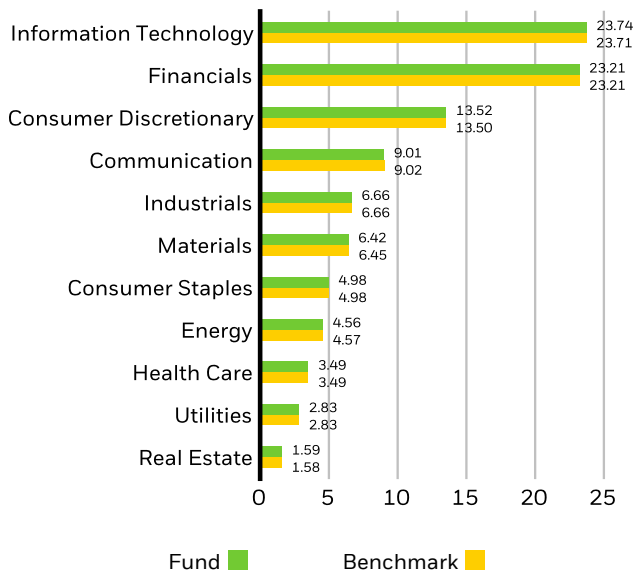
**BlackRock Global Index Funds**

## TOP 10 HOLDINGS (%)

TAIWAN SEMICONDUCTOR MANUFACTURING	10.01%
TENCENT HOLDINGS LTD	4.31%
SAMSUNG ELECTRONICS LTD	2.59%
ALIBABA GROUP HOLDING LTD	2.34%
MEITUAN	1.48%
HDFC BANK LTD	1.11%
PDD HOLDINGS ADS INC	1.06%
HON HAI PRECISION INDUSTRY LTD	1.04%
ICICI BANK LTD	1.01%
CHINA CONSTRUCTION BANK CORP H	0.94%
<b>Total of Portfolio</b>	<b>25.89%</b>

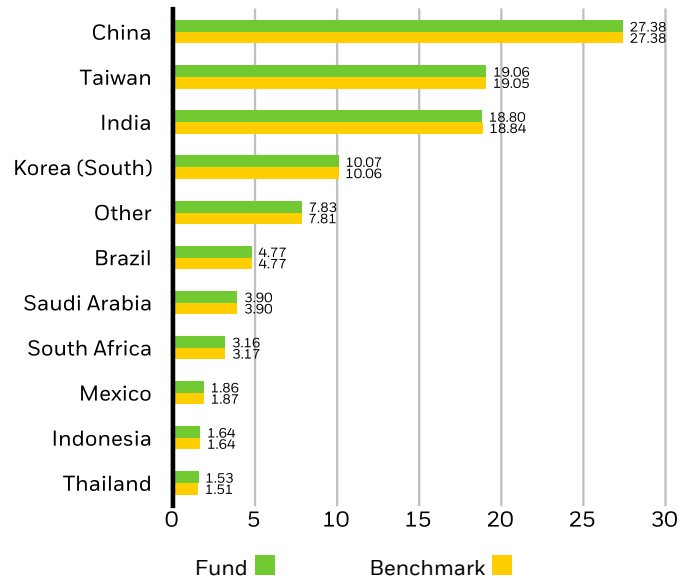
Holdings subject to change

## SECTOR BREAKDOWN (%)



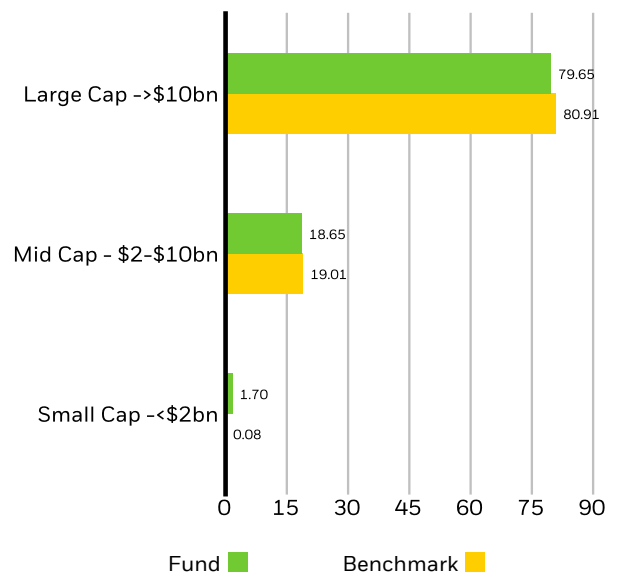
Negative weightings may result from specific circumstances (including timing differences between trade and settlement dates of securities purchased by the funds) and/or the use of certain financial instruments, including derivatives, which may be used to gain or reduce market exposure and/or risk management. Allocations are subject to change. Reference to specific sector is for illustrations only and should not be construed as investment advice or recommendation. Past performance is no indication of future results.

## GEOGRAPHIC BREAKDOWN (%)



Geographic exposure relates principally to the domicile of the issuers of the securities held in the product, added together and then expressed as a percentage of the product's total holdings. However, in some instances it can reflect the geography where the issuer of the securities carries out much of their business. "Others" excluded from the chart above. Allocations are subject to change. Due to rounding, the total may not be equal to 100%

## MARKET CAPITALISATION (%)



Allocations are subject to change. Source: BlackRock

## Contact Us

For APAC: +65 6411 3000 / +852 3903 2688 • www.blackrock.com • APACService@BlackRock.com

# iShares Emerging Markets Equity Index Fund (LU)

**Class D2 U.S. Dollar**

**BlackRock Global Index Funds**

**iShares**  
by BlackRock

## SUSTAINABILITY CHARACTERISTICS

Sustainability Characteristics can help investors integrate non-financial, sustainability considerations into their investment process. These metrics enable investors to evaluate funds based on their environmental, social, and governance (ESG) risks and opportunities. This analysis can provide insight into the effective management and long-term financial prospects of a fund.

The metrics below have been provided for transparency and informational purposes only. The existence of an ESG rating is not indicative of how or whether ESG factors will be integrated into a fund. The metrics are based on MSCI ESG Fund Ratings and, unless otherwise stated in fund documentation and included within a fund's investment objective, do not change a fund's investment objective or constrain the fund's investable universe, and there is no indication that an ESG or Impact focused investment strategy or exclusionary screens will be adopted by a fund. For more information regarding a fund's investment strategy, please see the fund's prospectus.

<b>MSCI ESG Fund Rating (AAA-CCC)</b>	A	<b>MSCI ESG % Coverage</b>	99.75%
<b>MSCI ESG Quality Score (0-10)</b>	5.82	<b>MSCI ESG Quality Score - Peer Percentile</b>	24.89%
<b>Fund Lipper Global Classification</b>	Equity Emerging Mkts Global	<b>Funds in Peer Group</b>	1,342
<b>MSCI Weighted Average Carbon Intensity (Tons CO2E/\$M SALES)</b>	340.23	<b>MSCI Weighted Average Carbon Intensity % Coverage</b>	98.80%
<b>MSCI Implied Temperature Rise % Coverage</b>	98.38%	<b>MSCI Implied Temperature Rise (0-3.0+ °C)</b>	> 2.5° - 3.0° C

All data is from MSCI ESG Fund Ratings as of **21-Sep-2024**, based on holdings as of **31-May-2024**. As such, the fund's sustainable characteristics may differ from MSCI ESG Fund Ratings from time to time.

To be included in MSCI ESG Fund Ratings, 65% (or 50% for bond funds and money market funds) of the fund's gross weight must come from securities with ESG coverage by MSCI ESG Research (certain cash positions and other asset types deemed not relevant for ESG analysis by MSCI are removed prior to calculating a fund's gross weight; the absolute values of short positions are included but treated as uncovered), the fund's holdings date must be less than one year old, and the fund must have at least ten securities.

## IMPORTANT INFORMATION:

Certain information contained herein (the "Information") has been provided by MSCI ESG Research LLC, a RIA under the Investment Advisers Act of 1940, and may include data from its affiliates (including MSCI Inc. and its subsidiaries ("MSCI")), or third party suppliers (each an "Information Provider"), and it may not be reproduced or disseminated in whole or in part without prior written permission. The Information has not been submitted to, nor received approval from, the US SEC or any other regulatory body. The Information may not be used to create any derivative works, or in connection with, nor does it constitute, an offer to buy or sell, or a promotion or recommendation of, any security, financial instrument or product or trading strategy, nor should it be taken as an indication or guarantee of any future performance, analysis, forecast or prediction. Some funds may be based on or linked to MSCI indexes, and MSCI may be compensated based on the fund's assets under management or other measures. MSCI has established an information barrier between equity index research and certain Information. None of the Information in and of itself can be used to determine which securities to buy or sell or when to buy or sell them. The Information is provided "as is" and the user of the Information assumes the entire risk of any use it may make or permit to be made of the Information. Neither MSCI ESG Research nor any Information Party makes any representations or express or implied warranties (which are expressly disclaimed), nor shall they incur liability for any errors or omissions in the Information, or for any damages related thereto. The foregoing shall not exclude or limit any liability that may not by applicable law be excluded or limited.

## Contact Us

For APAC: +65 6411 3000 / +852 3903 2688 • [www.blackrock.com](http://www.blackrock.com) • [APACService@BlackRock.com](mailto:APACService@BlackRock.com)

# iShares Emerging Markets Equity Index Fund (LU)

**Class D2 U.S. Dollar**

**BlackRock Global Index Funds**

**iShares**  
by BlackRock

**MSCI ESG % Coverage:** Percentage of the fund's holdings for which the MSCI ESG ratings data is available. The MSCI ESG Fund Rating, MSCI ESG Quality Score, and MSCI ESG Quality Score - Peer Percentile metrics are displayed for funds with at least 65% coverage.

**Fund Lipper Global Classification:** The fund peer group as defined by the Lipper Global Classification.

**MSCI Implied Temperature Rise % Coverage:** Percentage of the fund's holdings for which MSCI Implied Temperature Rise data is available. The MSCI Implied Temperature Rise metric is displayed for funds with at least 65% coverage.

**MSCI ESG Quality Score (0-10):** The MSCI ESG Quality Score (0 - 10) for funds is calculated using the weighted average of the ESG scores of fund holdings. The Score also considers ESG Rating trend of holdings and the fund exposure to holdings in the laggard category. MSCI rates underlying holdings according to their exposure to industry specific ESG risks and their ability to manage those risks relative to peers.

**MSCI Weighted Average Carbon Intensity (Tons CO2E/\$M SALES):** Measures a fund's exposure to carbon intensive companies. This figure represents the estimated greenhouse gas emissions per \$1 million in sales across the fund's holdings. This allows for comparisons between funds of different sizes.

**Analyst Driven %** is the analyst input into the overall rating assignment, including direct analyst coverage and inheritance of an analyst-rated pillar

**Funds in Peer Group:** The number of funds from the relevant Lipper Global Classification peer group that are also in ESG coverage.

**MSCI ESG Fund Rating (AAA-CCC):** The MSCI ESG Rating is calculated as a direct mapping of ESG Quality Scores to letter rating categories (e.g. AAA = 8.6-10). The ESG Ratings range from leader (AAA, AA), average (A, BBB, BB) to laggard (B, CCC).

**MSCI Implied Temperature Rise (0-3.0+ °C):** Implied Temperature Rise (ITR) is used to provide an indication of alignment to the temperature goal of the Paris Agreement for a company or a portfolio. ITR employs open source 1.55°C decarbonization pathways derived from the Network of Central Banks and Supervisors for Greening the Financial System (NGFS). These pathways can be regional and sector specific and set a net zero target of 2050. We make use of this feature for all GHG scopes. A net zero emissions economy is one that balances emissions and removals. Because the ITR metric is calculated in part by considering the potential for a company within the fund's portfolio to reduce its emissions over time, it is forward looking and prone to limitations. As a result, BlackRock publishes MSCI's ITR metric for its funds in temperature range bands. The bands help to underscore the underlying uncertainty in the calculations and the variability of the metric.

**MSCI ESG Quality Score - Peer Percentile:** The fund's ESG Percentile compared to its Lipper peer group.

**MSCI Weighted Average Carbon Intensity % Coverage:** Percentage of the fund's holdings for which MSCI Carbon Intensity data is available. The MSCI Weighted Average Carbon Intensity metric is displayed for funds with any coverage. Funds with low coverage may not fully represent the fund's carbon characteristics given the lack of coverage.

**Data Coverage %** is available input data for rating calculation at the Pillar level

## Contact Us

For APAC: +65 6411 3000 / +852 3903 2688 • [www.blackrock.com](http://www.blackrock.com) • [APACService@BlackRock.com](mailto:APACService@BlackRock.com)

---

**IMPORTANT INFORMATION:**

The Morningstar Medalist Rating<sup>TM</sup> is the summary expression of Morningstar's forward-looking analysis of investment strategies using a rating scale of Gold, Silver, Bronze, Neutral, and Negative. The ratings indicate which investments Morningstar believes are likely to outperform a relevant index or peer group average on a risk-adjusted basis over time. Analysts assign three pillar ratings (People, Parent and Process) based on their qualitative assessment, subject to the oversight of the Analyst Rating Committee, and monitor and reevaluate them at least every 14 months. For more detailed information about these ratings and methodology, please go to [global.morningstar.com/managerdisclosures](https://global.morningstar.com/managerdisclosures). The ratings are not statements of fact, nor credit or risk ratings. The rating (i) should not be used as the sole basis in evaluating an investment product, (ii) involves unknown risks which may cause expectations not to occur or to differ from what was expected, (iii) are not guaranteed to be based on complete or accurate assumptions, (iv) involve the risk that the return target will not be met due to unforeseen changes in management, technology, economic development, interest rate development, operating and/or material costs, competitive pressure, supervisory law, exchange and tax rates, and/or changes in political and social conditions, and (v) should not be considered an offer or solicitation to buy or sell the investment product.

Unless otherwise specified, all information as of 14-Nov-2024.

**Contact Us**

For APAC: +65 6411 3000 / +852 3903 2688 • [www.blackrock.com](https://www.blackrock.com) • [APACService@BlackRock.com](mailto:APACService@BlackRock.com)

## IMPORTANT INFORMATION:

**Capital at risk.** The value of investments and the income from them can fall as well as rise and are not guaranteed. The investor may not get back the amount originally invested.

All investments involve risks and may lose value. Past performance is not a reliable indicator of current or future results and should not be the sole factor of consideration when selecting a product or strategy.

Changes in the rates of exchange between currencies may cause the value of investments to diminish or increase. Fluctuation may be particularly marked in the case of a higher volatility product or strategy and the value of an investment may fall suddenly and substantially. Levels and basis of taxation may change from time to time.

This material is provided by BlackRock and is intended for distribution only to those types of recipients as provided below and should not be relied upon by any other persons. This material and the information provided herein must not be relied upon as a forecast, research, investment or financial product advice and is not intended to be (in any manner) a recommendation, offer or solicitation to buy or sell any securities or to adopt any investment strategy. The opinions expressed are as of Month Year and may change as subsequent conditions vary. The information and opinions contained in this material are derived from proprietary and nonproprietary sources deemed by BlackRock to be reliable, are not necessarily all-inclusive and are not guaranteed as to accuracy. This material may contain 'forward looking' information that is not purely historical in nature. Such information may include, among other things, projections and forecasts. There is no guarantee that any forecasts made will come to pass. Reliance upon information in this material is at the sole discretion of the reader.

The funds mentioned in this document may not be registered with your local regulatory body for offering and distributing in your own jurisdiction. It is your responsibility to be aware of, or to obtain all relevant regulatory approvals, licenses, verifications and/or registration under, and to observe all applicable laws and regulations of any relevant jurisdiction in connection with the offering and distributing of the funds. An investment in the funds mentioned in the document may not be suitable for everyone. If you have any doubts, you should seek independent legal advice.

BlackRock Global Index Funds (BGIF) is an open ended variable capital investment company established under the laws of the Grand Duchy of Luxembourg which is available for sale in certain jurisdictions only. BGIF is not available for sale in the U.S. or to U.S. persons. Product information concerning BGIF should not be published in the U.S. BlackRock Investment Management (UK) Limited is the Principal Distributor of BGIF and may terminate marketing at any time. Subscriptions in BGIF are valid only if made on the basis of the current Prospectus, the most recent financial reports and the Key Investor Information Document, which are available in registered jurisdictions and available in local language where registered can be found at [www.blackrock.com](http://www.blackrock.com) on the relevant product pages, which may not be available to investors in certain jurisdictions where the Fund in question has not been authorised. Investors should understand all characteristics of the funds objective before investing. The BGIF range employs a swing-pricing methodology in order to protect existing investors from the dilution impact of trading costs caused by shareholder activity in the funds. The published Net Asset Value (NAV) may include a swing-price adjustment which, along with market movements between Fund valuation and market close, has the potential to distort apparent performance and tracking error. BlackRock may terminate marketing at any time.

**In Hong Kong,** this information is issued by BlackRock Asset Management North Asia Limited and has not been reviewed by the Securities and Futures Commission of Hong Kong. This material is for distribution to "Professional Investors" (as defined in the Securities and Futures Ordinance (Cap.571 of the laws of Hong Kong) and any rules made under that ordinance) and should not be relied upon by any other persons or redistributed to retail clients in Hong Kong. For Hong Kong investors, please refer to the BlackRock Global Funds offering documents for details, including risk factors.

**In Singapore,** this information is issued by BlackRock (Singapore) Limited (company registration number: 200010143N) for use only by institutional investors as defined in Section 4A of the Securities and Futures Act, Chapter 289 of Singapore and should not be relied upon by or redistributed to any other persons in Singapore. The above warnings and fund specific risks are explained in greater detail in the current Prospectus and you should read them before investing. This advertisement or publication has not been reviewed by the Monetary Authority of Singapore.

**For Southeast Asia:** This document is issued by BlackRock and is intended for the exclusive use of any recipient who warrants, by receipt of this material, that such recipient is an institutional investor or professional/sophisticated/qualified/accredited/expert investor as such term may apply under the relevant legislations in Southeast Asia (for such purposes, includes only Malaysia, the Philippines, Thailand, Brunei and Indonesia). BlackRock does not hold any regulatory licenses or registrations in Southeast Asia countries listed above, and is therefore not licensed to conduct any regulated business activity under the relevant laws and regulations as they apply to any entity intending to carry on business in Southeast Asia, nor does BlackRock purport to carry on, any regulated activity in any country in Southeast Asia. BlackRock funds, and/or services shall not be offered or sold to any person in any jurisdiction in which such an offer, solicitation, purchase, or sale would be deemed unlawful under the securities laws or any other relevant laws of such jurisdiction(s).

This material is provided to the recipient on a strictly confidential basis and is intended for informational or educational purposes only. Nothing in this document, directly or indirectly, represents to you that BlackRock will provide, or is providing BlackRock products or services to the recipient or is making available, inviting, or offering for subscription or purchase, or invitation to subscribe for or purchase, or sale, of any BlackRock fund, or interests therein. This material neither constitutes an offer to enter into an investment agreement with the recipient of this document nor is it an invitation to respond to it by making an offer to enter into an investment agreement.

This document and any other documents and materials, in connection with the offer or sale, or invitation for subscription or purchase of BlackRock products, may only be circulated or distributed by an entity as permitted by applicable laws and regulations. BlackRock does not have any intention to solicit you for any investment or subscription in the fund and any such solicitation or marketing will be made by an entity permitted by applicable laws and regulations. No approval of, or recognition by, any relevant regulatory authority, has been, or will be, obtained for the making available, invitation, or offer for subscription or purchase, or invitation to subscribe for or purchase, or the sale, of BlackRock funds to any persons in any country in Southeast Asia. This document is not intended to be a prospectus, and has not been registered as a prospectus with any regulatory body in any country in Southeast Asia. Accordingly, this document and any other documents and materials, in connection with the offer or sale, or invitation for subscription or purchase of, BlackRock products, may not be circulated or distributed, nor may any BlackRock fund be offered or sold, or be made the subject of an invitation for subscription or purchase, whether directly or indirectly, to the public or any members of the public in Southeast Asia which may trigger public offering requirements and will violate the securities laws or any other relevant laws of such jurisdiction(s).

The distribution of the information contained herein may be restricted by law, and any person who accesses it is required to comply with any such restrictions. By reading this information you confirm that you are aware of the laws in your own jurisdiction regarding the provision and sale of funds and related financial services or products, and you warrant and represent that you will not pass on or utilize the information contained herein in a manner that could constitute a breach of such laws by BlackRock, its affiliates, or any other person.

Any research in this document has been procured and may have been acted on by BlackRock for its own purpose. The results of such research are being made available only incidentally. The views expressed do not constitute investment or any other advice and are subject to change. They do not necessarily reflect the views of any company in the BlackRock Group or any part thereof and no assurances are made as to their accuracy. This document is for information purposes only and does not constitute an offer or invitation to anyone to invest in any BlackRock funds and has not been prepared in connection with any such offer. Unless otherwise specified, all information contained in this document is current as at the date on the front page of this presentation.

BlackRock does not guarantee the suitability or potential value of any particular investment. Investment involves risk including possible loss of principal. International investing involves risks, including risks related to foreign currency, limited liquidity, less government regulation, and the possibility of substantial volatility due to adverse political, economic or other developments. These risks are often heightened for investments in emerging/developing markets or smaller capital markets. The information provided here is not intended to constitute financial, tax, legal or accounting advice. You should consult your own advisers on such matters.

© 2024 BlackRock, Inc. All Rights reserved. BLACKROCK, BLACKROCK SOLUTIONS and ISHARES are trademarks of BlackRock, Inc. or its subsidiaries in the United States and elsewhere. All other trademarks are those of their respective owners.

## Contact Us

For APAC: +65 6411 3000 / +852 3903 2688 • [www.blackrock.com](http://www.blackrock.com) • [APACService@BlackRock.com](mailto:APACService@BlackRock.com)