



---

## Philippine Commercial Banking System Highlights as of 4Q18

Based on:  
Published Consolidated Statements of Condition of U/KBs

## Table of Contents

**I. Industry Rankings**

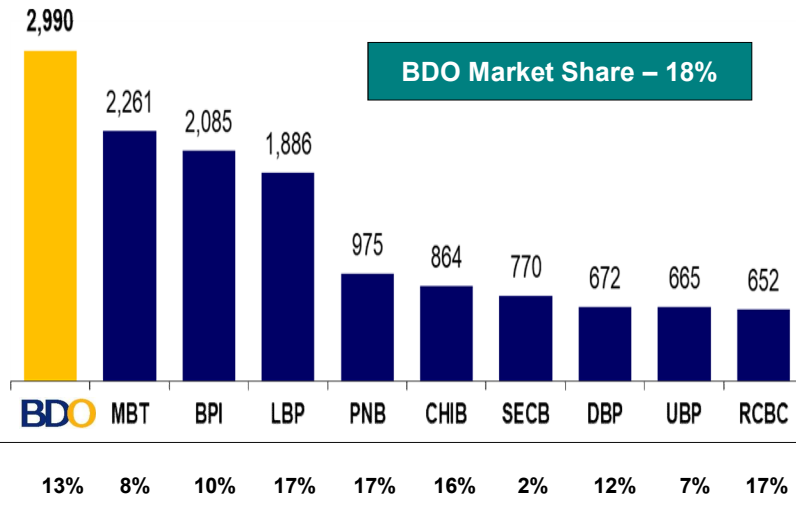
---

**II. BDO Capital Adequacy Ratios**

---

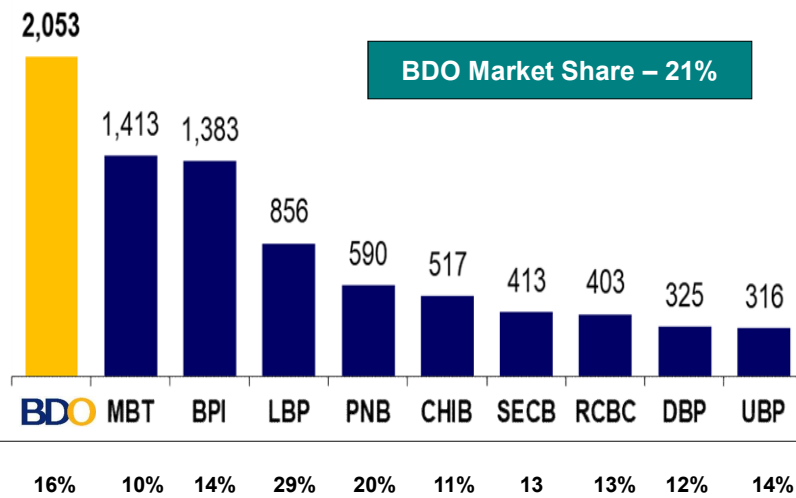
## Assets

- Consolidated; in Php billions -



## Loans and Receivables – net\*

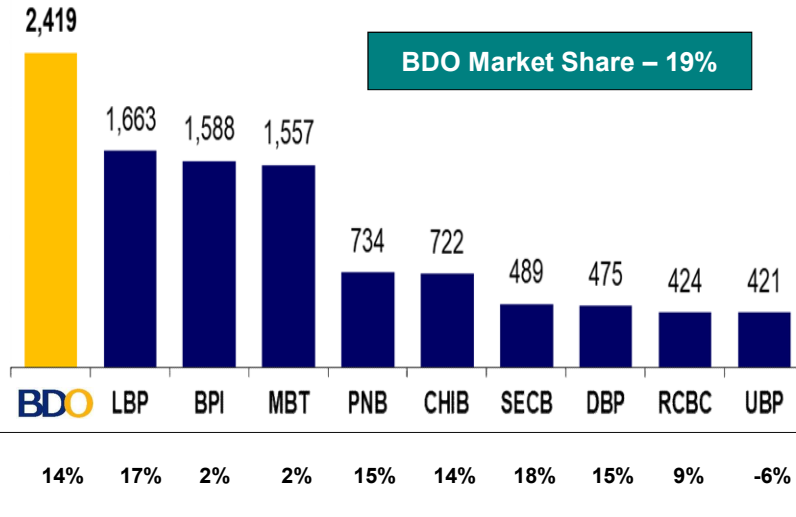
- Consolidated; in Php billions -



\* Consists of Loans to BSP, Interbank Loans Receivable, Loans and Receivables-Others, and Loans and Receivables arising from RA/CA/PR/SLB

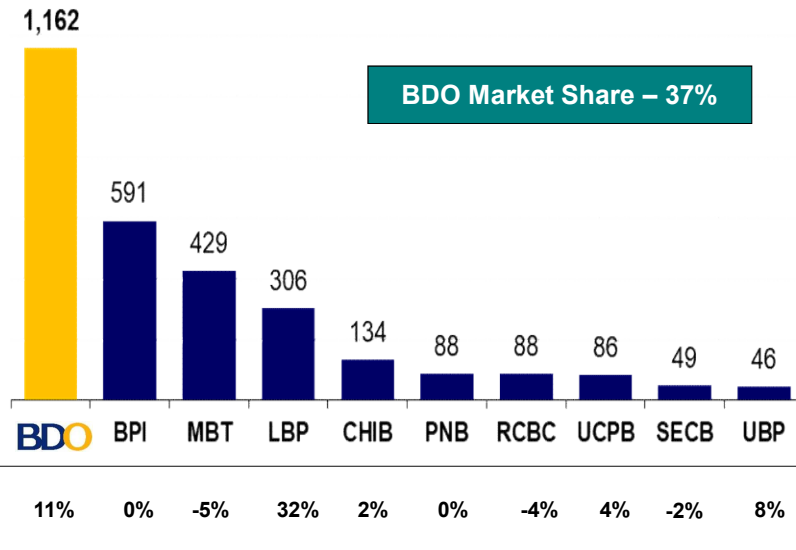
## Deposits

- Consolidated; in Php billions -



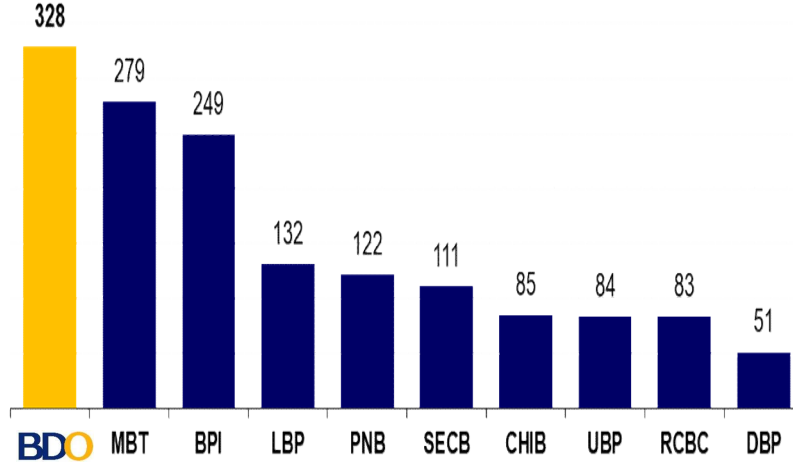
## Assets Under Management

- Consolidated; in Php billions -



## Total Capital Accounts

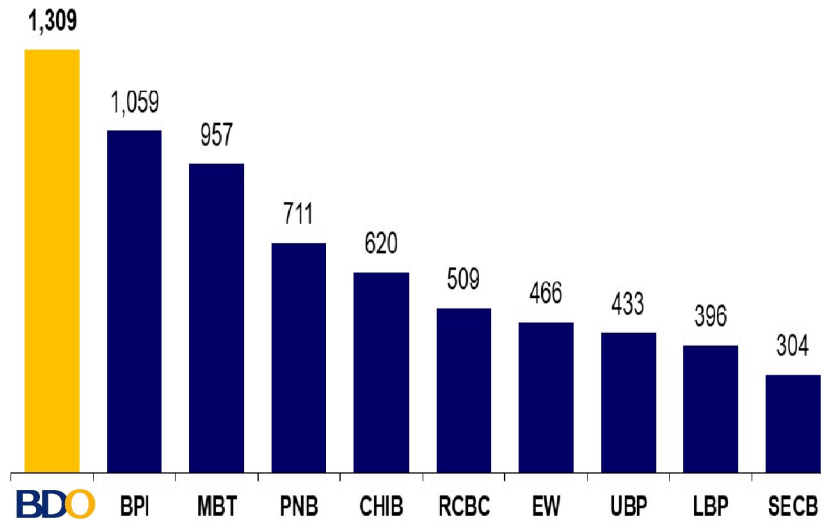
- Consolidated; in Php billions -

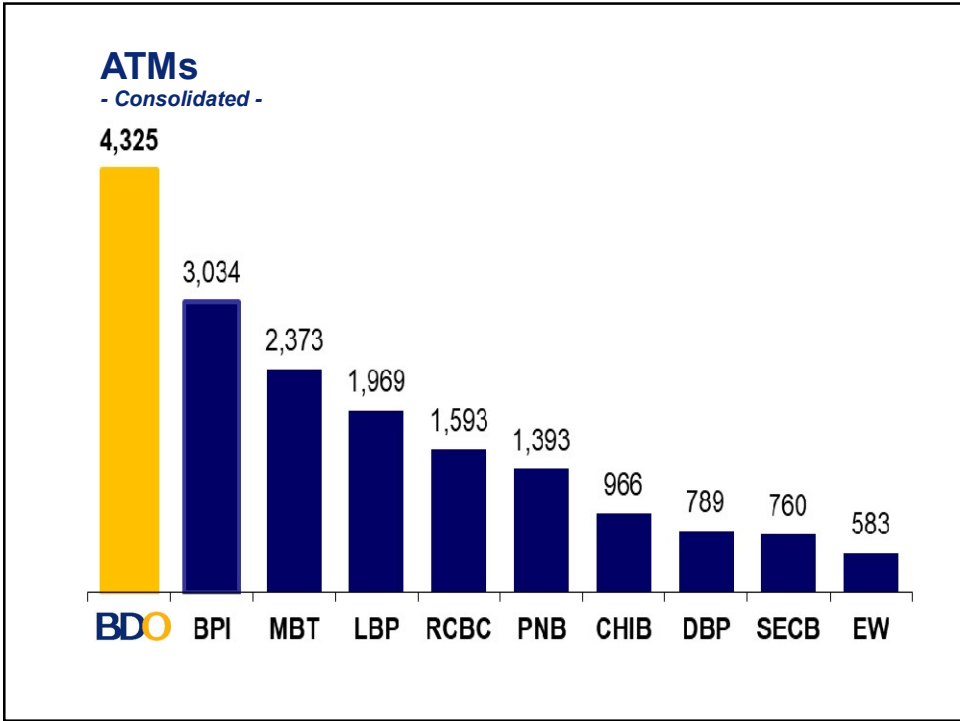


YoY Growth	BDO	MBT	BPI	LBP	PNB	SECB	CHIB	UBP	RCBC	DBP
	10%	35%	40%	26%	8%	8%	9%	23	24%	8%

## Operating Branch Network\*

- Consolidated -





**List of Banks**

Symbol Used	Full Name
BDO	BDO Unibank, Inc.
BPI	Bank of the Philippine Islands
CHIB	China Banking Corporation
DBP	Development Bank of the Philippines
EW	East West Banking Corporation
HSBC	The Hongkong and Shanghai Banking Corporation Limited
LBP	Land Bank of the Philippines
MBT	Metropolitan Bank and Trust Company
PNB	Philippine National Bank
RCBC	Rizal Commercial Banking Corporation
SECB	Security Bank Corporation
SCB	Standard Chartered Bank
UBP	Union Bank of the Philippines
UCPB	United Coconut Planters Bank

## Table of Contents

### I. Industry Rankings

---

### II. BDO Capital Adequacy Ratios

## BDO Capital Adequacy Ratios

- As of 31 December 2018

CAR as of 4Q18	Parent		Consolidated	
	CET1	Total CAR	CET1	Total CAR
BDO	11.65%	13.31%	12.12%	13.73%
BSP Minimum (2018)	10.17%	11.67%	10.17%	11.67%
BDO Buffer	1.49%	1.64%	1.95%	2.06%

Note:

Minimum CET 1 and Tier 1 ratios under Basel III are inclusive of the 2.5% capital conservation buffer and DSB surcharge applicable for 2018.

## Legal Disclaimer

This presentation and the information contained herein as well as the materials distributed herewith ("Presentation") are the sole and exclusive property of BDO Unibank, Inc. ("BDO") and shall only be used for the purpose intended herein. None of the information contained in this Presentation constitutes a solicitation, offer, opinion, or recommendation by BDO to buy or to sell any securities or financial instrument or to provide any investment service or investment advice. The information contained in this Presentation is based on carefully selected sources believed to be reliable but no representation or warranty as to its accuracy or completeness is made. All statements in this Presentation, other than statements of historical facts, that address activities, events, or developments that BDO expects or anticipates will or may occur in the future (including but not limited to projections, targets, estimates and business plans) are forward-looking statements. BDO's actual results or developments may differ materially from those expressed or implied in these forward-looking statements as a result of various factors and uncertainties, including but not limited to price fluctuations, actual demand, exchange rate fluctuations, market shares, competition, changes in legal, financial and regulatory frameworks, international economic and financial market conditions, political risks, cost estimates, and other risks and factors beyond our control. Your use of the Presentation shall be at your sole risk and you shall form your own conclusions as to the reliability of any information presented and as to any conclusions to be drawn therefrom. BDO shall not be directly or indirectly liable, in any way, for any inaccuracies, errors, or omissions in the Presentation, including but not limited to any quotes or financial data contained therein, nor for any damages resulting therefrom. Any opinion/data/forward-looking statements herein reflected may be subject to change by BDO without notice.

